








Monthly Sight Word Activities for Home

Complete each box and color it in after your child has mastered the activity with dry erase marker. Start again at the beginning of each month.

<p>Read, read, read to them! (especially ABC books or easy decodable books).</p>  <p>Dr Seuss books are great.</p>	<p>Pick a sight word a night starting with monthly list of words and have them find the word in newspapers, magazines, books etc.</p> 	<p>Rainbow Words Write your words in three colors.</p> <p>Pasta and Cereal Words Write your words by arranging alphabet pasta or Alphabits. Glue on paper or bring me a note from a parent and do on a table or counter at home.</p> 
<p>Climb the stairs - put a word on each step. The child says each word as they climb the stairs (can lie on floor if there are no stairs). Say it first or put the same word on each step until child has mastered a few.</p>  <p>Add a few at a time.</p> <ul style="list-style-type: none"> • Make words out of play dough. • Make words out of pretzels, twizzlers, gummy worms, sour snakes, and other long skinny candies. 	<p>Give child a flash card and have him look for that word (5-10 times) in the classified section of the paper or in a magazine. Each time he finds the sight word he circles it and says the word.</p> 	<p>If you have 2 sets of cards (or make an extra set), you can play Concentration. Choose several pairs of matching letters and spread them out face down on a table/floor. As child turns over each word, he must read them. If they match, he wins them; if not, they are turned back over.</p> 
<p>Help children learn how to read and write sight words by playing this fun game! Select at least 9 words that your students know and write them on the board. Have them fill in the tic-tac-toe board. The first person to have 3-in-a-row wins!</p> 	<p>Hide and Go Seek. Hide the words around the room when the child is busy elsewhere. When child returns, have him find the words one at a time and read the word to you.</p> <p>help here</p> <p>Jump come</p>	